



STILLAGUAMISH VALLEY

LEARNING CENTER

Our School's Mission

Stillaguamish Valley Learning Center provides a wide variety of educational opportunities and resources in a supportive learning community to parents and students who prefer an alternative to the traditional school setting.

1215 East 5th Street
 Arlington, WA 98223
 Phone 360.618.6440
 Fax 360.435.1359

Joseph Doucette, Principal

Annual School Performance Report— 2015-16

Families and the community are vital to the success of our students. You are invited to become an active part of our school. Your involvement will help children understand how important education is, serve as a role model, teach children that your input is

appreciated, increase your understanding of the school system and help improve and enhance each student's educational experience. If you would like to become involved, please contact our school office.

Student Demographics

Enrollment 153 (May 2016)
 Graduation Rate..... N/A
 Student average daily attendance N/A
 Student dropout rate N/A
 Free or Reduced-Price Meals24.2%
 Special Education 4.6%

Race/Ethnicity

Hispanic/Latino of any race (s)..... 6.1%
 Asian 0.8%
 Black/African American 3.0%
 White 84.8%
 Two or more races 5.3%

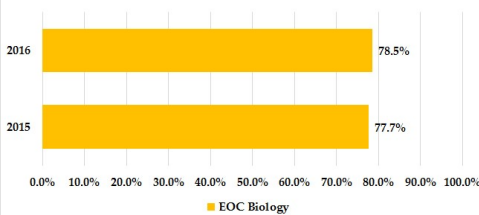
Facility Use

Stillaguamish Valley Learning Center is located adjacent to Post Middle School and Eagle Creek Elementary Schools. The campus has 10 portable buildings, a playground, a nature trail and surrounding open spaces.

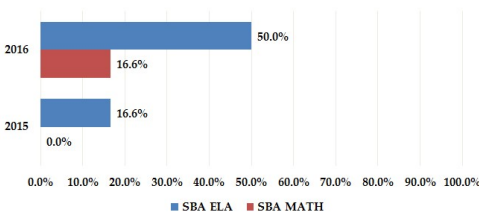
The community is welcome to use the facilities after school operating hours have ended. At this time, a few organizations use the facilities for regular and occasional activities. Community use is encouraged and may be scheduled by contacting Katherine Rynning at the district office at 360.618.6255.

Student Assessment Result Comparisons

10TH GRADE STATE ASSESSMENT



11TH GRADE STATE ASSESSMENTS



Washington State Report Card

The Washington State Report Card provides school data at the state, school district and school building level. The report card includes information like assessment results, teacher qualifications and other information. View the report card at reportcard.ospi.k12.wa.us. You can also visit your child's school if you don't have access to a computer.

School Improvement Plan

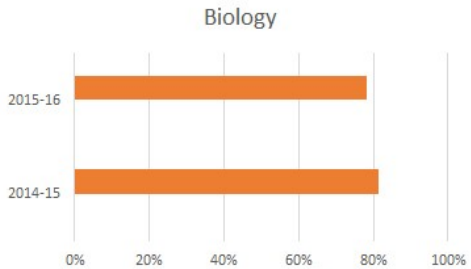
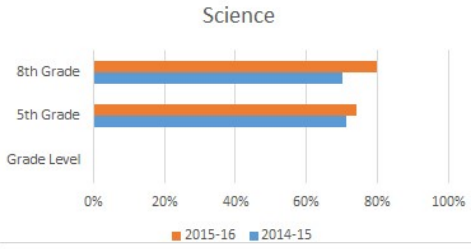
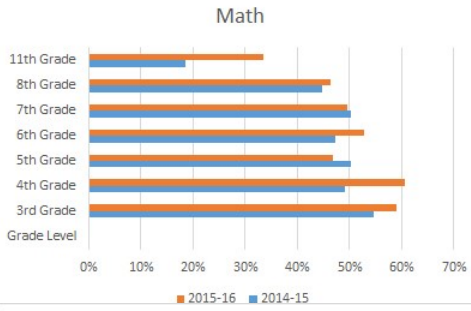
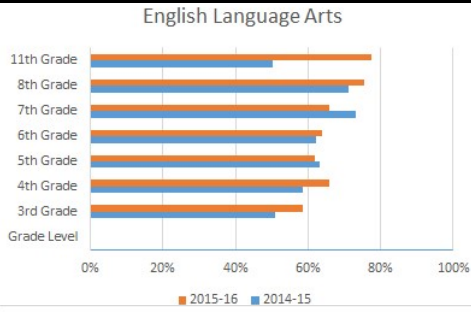
A significant focus for Stillaguamish Valley Learning Center this year is on instructional improvement with emphasis on group learning strategies for campus classes, curricular and instructional support for home-based learning, and functional intervention plans for students struggling in this alternative setting. Teachers are actively studying together, scheduled to visit each other's classrooms and have collaborative time

together for discussing students in need of additional support. Another area of focus is on a mentorship program for new families, an ongoing series of classes to educate parents on subjects such as home-based instructional strategies and child development, and providing multiple ways for families to be involved in school activities. Finally, the changes at SVLC will be captured in a newly revised Family and Student Handbooks.

ARLINGTON PUBLIC SCHOOLS

μ Ÿ v P o o • š μ v š • U % o e v
š Z u š } Z] Ā š Z] Ā (μ o o %
ī ī ñ E } Ā š Z & Ā v Z Ā v μ
Ā
Ā
Ā

] • š Ā] š • • • u v š Z



Z %o } Ā š Ā / v (} Ā u Ÿ } v

- !
- !
- !

FINANCIAL INFORMATION

	GENERAL FUND	ASSOCIATED STUDENT BODY	DEBT SERVICE	CAPITAL PROJECTS	TRANSPORTATION VEHICLE
TOTAL REVENUE	\$60,274,741	\$882,696	\$5,862,959	\$31,352	\$327,343
TOTAL EXPENDITURES	\$59,695,353	\$852,421	\$5,229,546	\$483,226	\$300,943
BEGINNING FUND BALANCE	\$4,827,905	\$670,511	\$4,731,941	\$1,653,664	\$253,095
ENDING FUND BALANCE	\$5,407,293	\$700,786	\$4,565,353	\$2,001,790	\$279,495
BUDGETED PROJECTED FB	\$5,024,190	\$503,892	\$5,098,313	\$918,659	\$164,890

PERCENTAGE OF BUDGET

GENERAL FUND	98.8%	ASSOCIATED STUDENT BODY	1.2%
DEBT SERVICE	9.8%	CAPITAL PROJECTS	0.5%
TRANSPORTATION VEHICLE	0.5%		

PERCENTAGE OF REVENUE

GENERAL FUND	98.8%	ASSOCIATED STUDENT BODY	1.2%
DEBT SERVICE	9.8%	CAPITAL PROJECTS	0.5%
TRANSPORTATION VEHICLE	0.5%		

PERCENTAGE OF EXPENDITURES

GENERAL FUND	98.8%	ASSOCIATED STUDENT BODY	1.2%
DEBT SERVICE	9.8%	CAPITAL PROJECTS	0.5%
TRANSPORTATION VEHICLE	0.5%		

PERCENTAGE OF BUDGET

GENERAL FUND	98.8%	ASSOCIATED STUDENT BODY	1.2%
DEBT SERVICE	9.8%	CAPITAL PROJECTS	0.5%
TRANSPORTATION VEHICLE	0.5%		